




## SVB Mapper Excel Add-in, Download/License Instructions

- Download and install SVB Mapper



- Software required which will be pointed to for install.
  - .NET Framework 4.0 or higher
  - VSTO Runtime libraries
- Chose the license that is right for you or try our free license. You only need to download and install the software only once irrespective of the version.

LICENSING

	FREE TRIAL	PRO	ENTERPRISE
			
	<a href="#">GET</a>	<a href="#">BUY</a>	<a href="#">BUY</a>
Max amount of data	500 Lines	∞	∞
License Duration	1 Month	1 Year	1 Year
License to	1 PC	1 PC	100 PCs
Cost	Free	\$100/Year	\$5000/Year

- Press the blue button on the license of your choice.

## Request License

Product Name

Price

**Below information will be used to issue your license!**

Full Name \*

Email \*

Address


Organization

Phone

Agree with [Terms & Conditions](#) \*

Note: \* indicates a required field

- Provide the details of the person it will be registered to in the secure page and click continue
- Provide payment details (for paid license). Payment can be made by Paypal or credit card.
- Payment can also be made by reaching us on [sales@svbgroup.com.au](mailto:sales@svbgroup.com.au) or +61396536441
- After successfully submitting the request you will receive an online confirmation.



Home | **Products** | Services | Data | About | Blog | Contact | Search... | Register

### Finish Payment

- ▶ [Excel Addins](#)
- ▶ [Franchise Marketing Bundle](#)
- ▶ [IP Intelligence](#)
- ▶ [Alteryx Strategic Analytics](#)

## Request Submitted

Your request for SVB Surface Trial license is being processed and will sent to you with email.

Your reference id is '44f60ab2-8619-433e-ba6e-7cfe9d445a2c' please email us at [sales@svbgroup.com.au](mailto:sales@svbgroup.com.au) if you experience any difficulties.

- You will shortly receive a license file from SVB Group.

- Click Settings button to open settings dialog. Click set License to set up license using a wizard and license file you received



- Wizard will walk you through the registration process. It uses the license file you would have received by email.



- Provide activation key to activate license using the hyperlink provided in the wizard. Copy paste or type activation key.



- Click Process

## Get Activation Code

Please Copy/Past the the License ID and Hardware ID from the license activation window of your application and Copy/Past the activation code to activate your application.

Hardware ID

License ID

Activation Key

- Copy activation key in the dialog

SVB Mapper - Activation Wizard

Please copy/past the License ID and Hardware ID from below fields into the below secure link and copy/past back the activation code here:

<https://svbgroup.com.au/Products/Excel-Addins/>

Hardware ID

License ID

Copy/past the activation from above link here:

Activation Key

SVB Mapper  
Activation Wizard  
[www.svbgroup.com.au](http://www.svbgroup.com.au)  
2012 © All Rights Reserved

- Your key is now active. You can use the software now. Enjoy.

